

Leaders Circles

A signature program of Leadership
Council for Nonprofits

2026-2027 Information Session

Leadership Council for Nonprofits

Registration deadline: July 31

What We'll Cover Today

01 What is a Leaders Circle?

02 How the program works

03 Your commitment — scheduling & attendance

04 Fees & registration

05 Q & A

All questions welcome — drop them in the chat anytime

What is a Leaders Circle?

*A signature program of
Leadership Council for Nonprofits*



6–10 nonprofit leaders, grouped by role



Confidential peer group — what's said here stays here



9 monthly meetings, September through May



Volunteer facilitator guides each session



You bring real challenges; the group provides coaching

Why Participants Keep Coming Back

“

Simply being able to spend time in a judgment-free zone with other nonprofit executives who understand what you're living is genuinely beneficial to my wellbeing.

— **Kristin Tennyson, Linden Grove School**

“

Being part of a Leaders Circle has been a critical support to me as an Executive Director — providing the right mix of feedback, encouragement and information sharing.

— **Dimity Orlet, Pro Seniors**

“

Engaging with leaders from different backgrounds fosters creative problem solving and broadens strategic thinking.

— **LaTonya Springs, Housing Opportunities Made Equal**

What Happens in a Typical Meeting?

Check-in

- 1 Everyone briefly shares what's on their mind — a quick pulse of the room.

Members present topics

- 2 Members bring a real challenge they're working through.

Peer coaching

- 3 The group asks questions, shares perspective, and offers suggestions — not advice-giving.

Commitments

- 4 Members commit to actions they'll take before next month and report back.

Resource sharing

- 5 Members share relevant documents (strategic plans, job descriptions, policies) as appropriate.

Which Circle Is Right for You?

Executive Director/President/CEO

CFO, Finance Director, or equivalent

COO, VP of Operations, or equivalent

CDO/Development Director or equivalent

CHRO, HR Director or equivalent

CMO, Communications Director or equivalent

Quality Assurance Professionals

Volunteer Manager or Coordinator

Program Director/Manager

Your title doesn't need to be an exact match — choose the group that best fits your role and responsibilities.

Scheduling: Your First Commitment

How scheduling works

1. After registration closes (July 31), groups are assigned.
2. Your facilitator will reach out to you in August to poll for a meeting time.
3. You respond promptly so the whole group can agree and make any needed changes to their own schedule.
4. Most groups set the same time every month (e.g., 3rd Thursday at 10 am) for consistency. Location is also decided by the group.

Why this matters

If you don't participate in scheduling, the group sets a time without you — and we cannot guarantee it works for you.

The whole group's year depends on everyone engaging at the start. Your response is part of your commitment to your Circle.

Failure to participate in scheduling is not grounds for a refund.





Questions about your group's schedule? Contact your facilitator first, then reach out to Leadership Council if needed.

Attendance: Why It Matters to Everyone

9

meetings
Sept – May

Attendance Policy

-  Commit to attending all 9 sessions
-  Miss 2 or more sessions → may be asked to step away
-  Exceptions for illness or emergency (ED's discretion)
-  If you must miss: notify your facilitator in advance

Trust is built through presence. When someone is frequently absent, the whole group feels it.

Your Commitments as a Participant



Attend all 9 sessions

Respond to facilitator scheduling outreach by Aug 31. Block your calendar before September.



Maintain confidentiality

Nothing shared in the Circle is repeated outside without written permission from that member.



Engage equally

Give every member airtime. Avoid monopolizing — be as invested in others' challenges as your own.



Coach and be coached

Offer perspective openly and receive feedback with openness. Try suggestions and report back.



Share resources

Share strategic plans, job descriptions, policies, and other relevant documents when appropriate.



Conduct yourself professionally

Be present, respectful, and engaged — in meetings and in any communication with Circle members.

Program Fees — Scaled to Your Organization

Under \$250,000	\$50
\$250,001 – \$500,000	\$75
\$500,001 – \$2,000,000	\$100
\$2,000,001 – \$5,000,000	\$125
\$5,000,001 – \$10,000,000	\$150
\$10,000,001 – \$20,000,000	\$175
Over \$20,000,000	\$200



Fees unchanged from prior years.



Based on most recent IRS Form 990 or 990-EZ, Line 12.



Members only. Verify your membership before registering.



Refunds not issued after meetings begin.

Ready to Register?

1

Verify your membership

Confirm your organization's Leadership Council membership is current. Email info@leadershipcouncil.us if unsure.

2

Visit the registration page

Go to leadershipcouncil.us/programs/leaders-circles and click the registration link.

3

Select your Circle

Choose the role group that best fits your responsibilities. If unsure, contact us.

4

Declare conflicts

List any individuals or organizations that would pose a conflict — be specific and thorough.

5

Pay your fee

Payment is collected at registration via the Constant Contact payment gateway.

6

Watch for facilitator outreach

After July 31, groups are assigned. Your facilitator will contact you in August to set the year's schedule.

Registration deadline: July 31 | leadershipcouncil.us/programs/leaders-circles

Questions?

Register now: leadershipcouncil.us/programs/leaders-circles

General questions: info@leadershipcouncil.us | 513-554-3060

Program questions: bbenson@leadershipcouncil.us

Registration deadline: July 31

Thank you — we look forward to a great year.